

Uitsig Squash Club Gobook

Instructions on how to use Gobook Financial Tab


B About Providers Downloads News Help Contact Register Log In

What is GoBook?

GoBook is a portal where various companies, small businesses, organisations or individuals (*"the providers"*) can offer their clients, customers, members or subscribers (*"the clients"*) the ability to make online bookings for their facilities, services or events (*"the services"*) 24 hours a day, 7 days a week from any Web browser or via the GoBook app.

[Read more...](#)

Featured Provider



Login/Register

User Name



Password

[Log In](#) [Forgot Login Details?](#)

[New to GoBook?](#) [Register here](#)




News

- The existing 10 year old GoBook website has been re-written to make it more mobile-responsive, i.e. page layout adapts to size of screen. The old version of the site is still available at <http://old.gobook.co.za>.
- The GoBook mobile app is now available for Android and iOS devices. Click on the relevant badge below for more info and to optionally install the app.

[Follow @gobookza](#)   [More News...](#)

B Providers Bookings Financials Matches Profile More [View Profile](#)

My Financials

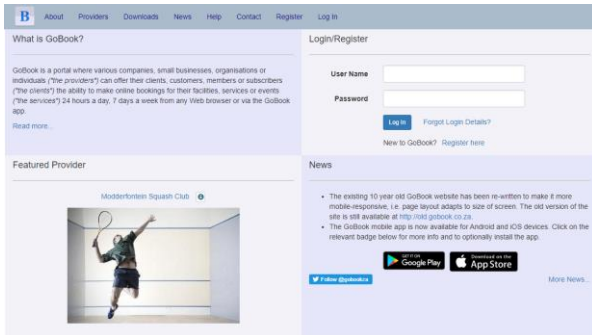
- [New Payment](#)
- [Payment History](#)
-  Uitsig Squash Club - Lights Account (301.37)
-  Uitsig Squash Club - POS Account (278.00)
-  Uitsig Squash Club - Subscription Account (0.00)

Gobook Financials Intro

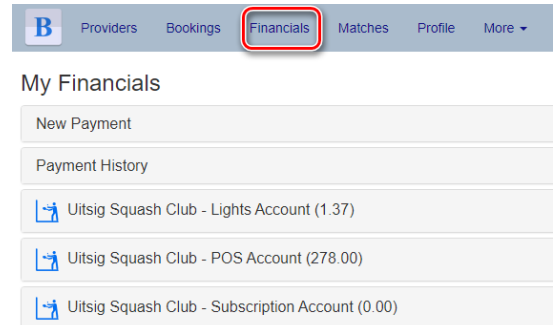
This is an intro on how you can load Lights account or POS Accounts from the Gobook App

Brows to Gobook Website

<http://www.gobook.co.za/>



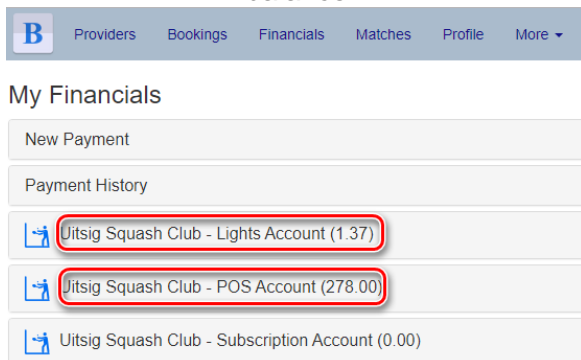
Login and click on Financials



Financials Tab

From here you will be able to buy lights or Point of Sales

This tab will show you your Lights and POS balance



Click on Uitsig Squash Club – Lights Account and it will display the details.

The screenshot shows the details of the 'Uitsig Squash Club - Lights Account (1.37)'. The account balance is shown as 1.37. Below the balance, there is a table showing the account history. The table has columns for Date, Narrative, Court, Period, Amount, and Balance. The data is as follows:

Date	Narrative	Court	Period	Amount	Balance
2019/12/01	40	0	0	0.00	1.37
2019/11/28	3	4	2	-8.80	1.37
2019/11/28	2	1	2	-60.00	10.17
2019/11/28	1	1	2	-17.60	70.17
2019/11/28	3	1	2	-8.80	87.77
2019/11/27	2	4	2	0.00	96.57
2019/11/27	1	4	2	-8.80	96.57
2019/11/27	2	3	2	0.00	105.37
2019/11/27	1	3	2	-5.90	105.37
2019/11/27	11	1	2	0.00	111.27

New Payment

Click on new Payment Tab to Purchase Lights or POS

Click on new Payment Tab

My Financials

New Payment

Pay To: -- select --

Pay Using: -- select --

Amount: 0.00

Next

Select Pay to option

My Financials

New Payment

Pay To: -- select --

Pay Using: -- select --
Uitsig Squash Club - Lights Account
Uitsig Squash Club - POS Account
Uitsig Squash Club - Subscription Account

Amount: 0.00

Next

Select Pay using option

My Financials

New Payment

Pay To: Uitsig Squash Club - Lights Account

Pay Using: -- select --
Credit Card
Debit Card
Electronic Funds Transfer (EFT)

Amount: 0.00

You have a choice to pay via Credit card, Debit Card or EFT Transfer

Credit Card Payment

After you have selected what you want to purchase, lights or Point of Sales, you can choose Credit Card details to do your purchase

From the List, select Lights or POS and then select Credit Card to make payment from Credit Card. Type in the Amount you want to purchase and click Next

My Financials

New Payment

Pay To: Uitsig Squash Club - Lights Account

Pay Using: Credit Card

Amount: 300

Next

Next screen will show you the details you want to purchase.

Please note that there is a 15% charge for your purchase that will be included in your purchase

Click Next

New Payment

- Please check the details for the payment to be made. In particular ensure that the details are correct, click on the Next button - you will then be redirected to the payment gateway

Payment Date: 2019/12/01

To be Paid By: [Redacted]

To be Paid To: Uitsig Squash Club

Payment For: Lights Account

Reference: 2531

To be Paid Using: Credit Card

Requested Amount: 300.00

Fee Amount: 14.98

Total Amount: 314.98

Next

Next screen will be the Payfast Screen that you will have to add your Credit Card details to complete the purchase.

You will note that your total is your Amount you have selected + the 15% charge fee

Enter Credit Card details and click Pay

Uitsig Squash Club

Secured and powered by PayFast

Uitsig Squash Club - Lights Account

Payment total: R 314.98 (240)

Card & Cheque card

Card number: [Input field]

Expires: MM YY [Input fields]

CVV: [Input field] (What is the CVV number?)

Name on card: [Input field]

PAY R 314.98

For more information on 3D Secure, [click here](#)

The payment will appear on your statement as PAYFAST/Uitsig Squash Cape Town WCCA

Depended on your Bank, you will receive an OTP to complete the purchase

Verified by VISA

FNB First National Bank

Authenticate using One Time PIN (OTP)

Your One Time PIN (OTP) has been sent to your mobile phone. Please enter the OTP below.

Merchant: Payfast

Amount: ZAR 314.98

Date: 20191201 12:52:55 GMT

Card Number: [Redacted]

Personal Message: ONLINE SHOPPING

One Time PIN (OTP): [Input field]

Submit

Help Request new OTP Cancel

If you experience any problems, please contact our Helpdesk number on the back of your card.

Your Account will be credited in a few minutes

My Financials

New Payment

Payment History

- Uitsig Squash Club - Lights Account (301.37)
- Uitsig Squash Club - POS Account (278.00)
- Uitsig Squash Club - Subscription Account (0.00)

EFT Payment

After you have selected what you want to purchase, lights or Point of Sales, you can choose to Pay via EFT

From the List, select Lights or POS and then select Electronic Funds Transfer (EFT) to make your payment. Type in the Amount you want to purchase and click Next

My Financials

New Payment

Pay To: Uitsig Squash Club - Lights Account

Pay Using: Electronic Funds Transfer (EFT)

Amount: 100

Next

Next screen will show you the details you want to purchase.

Please note that there is a 2.5% charge for your purchase that will be included in your purchase

Click Next

My Financials

New Payment

- Please check the details for the payment to be made. In particular ensure that the F ready, click on the Next button - you will then be redirected to the payment gateway

Payment Date	2019/12/01
To be Paid By	Uitsig Squash Club
To be Paid To	Uitsig Squash Club
Payment For	Lights Account
Reference	2531
To be Paid Using	Electronic Funds Transfer (EFT)
Requested Amount	100.00
Fee Amount	2.36
Total Amount	102.36

Next

Next screen will be the Payfast Screen that you will select your bank you want to do the EFT from.

You will note that your total is your Amount you have selected + the 2.5% charge fee

Follow your online Banking details to complete the purchase

Uitsig Squash Club

Secured and powered by **PayFast**

Uitsig Squash Club - Lights Account

Payment total: R102.36 ZAR

Choose your bank

FNB Absa Standard Bank Nedbank Capitec Bank Investec

Select your Bank and login

Intrane EFT

Choose your bank

FNB Absa Standard Bank Nedbank Capitec Bank Investec

Login to your FNB account

Please have your mobile phone unlocked to confirm your payment

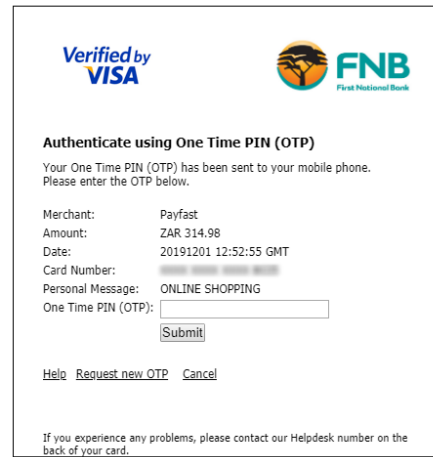
Username: [] Password: []

SECURE SSL ENCRYPTION

* None of your credentials are stored

LOGIN

Depended on your Bank, you will receive an OTP to complete the purchase



Payfast Cost

	Transaction Type	Fee Type	Fixed ⁵	Variable ⁵	Min ⁵	Vattable	Fee for R200
?	Funds Received	Credit Card	R 2.00	* 3.50%	R 0.00	✓	R 10.35 ?
?	Funds Received	Wallet	R 0.00	2.00%	R 2.00	✓	R 4.60 ?
?	Funds Received	Debit Card	R 2.00	* 3.50%	R 0.00	✓	R 10.35 ?
?	Funds Received	Bitcoin	R 0.00	1.90%	R 0.00	✓	R 4.37 ?
?	Funds Received	Masterpass	R 2.00	* 3.50%	R 0.00	✓	R 10.35 ?
?	Funds Received	Instant eft	R 0.00	2.00%	R 2.00	✓	R 4.60 ?